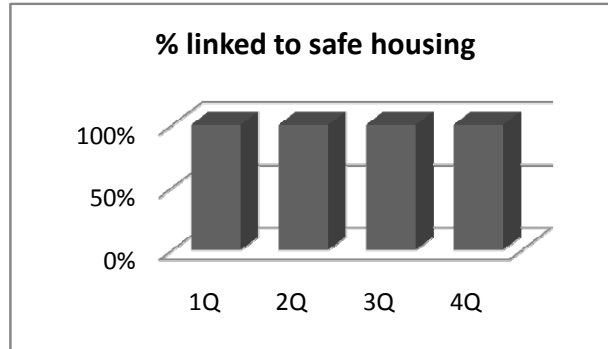


2009 Performance Outcomes

Community Support Team

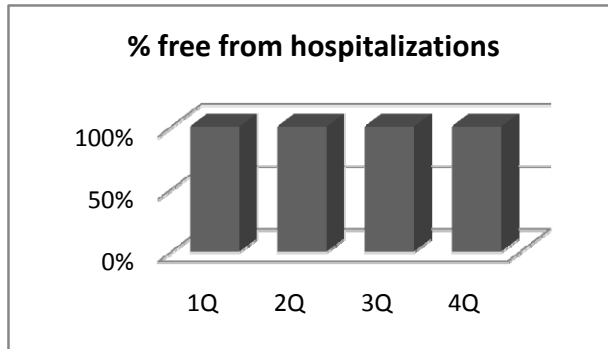
Percentage of homeless or at risk for homeless client's served who were linked to safe housing of homeless

1Q	100%
2Q	100%
3Q	100%
4Q	100%



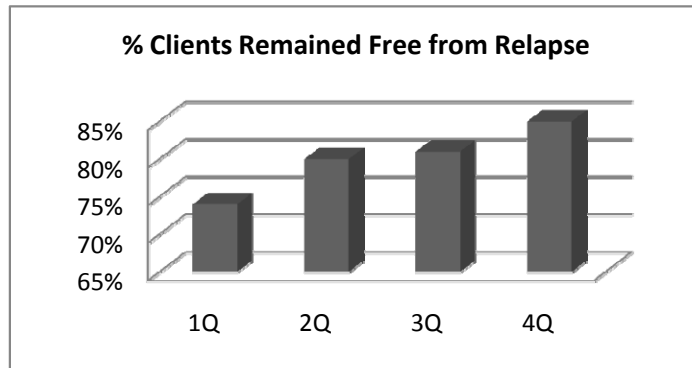
Percentage of client's served free from unplanned hospitalizations that exceeded 30 consecutive days

1Q	100%
2Q	100%
3Q	100%
4Q	100%



Percentage of client's served identified with substance abuse who remained free from relapse, legal consequences or complied with legal/ probation/requirements-

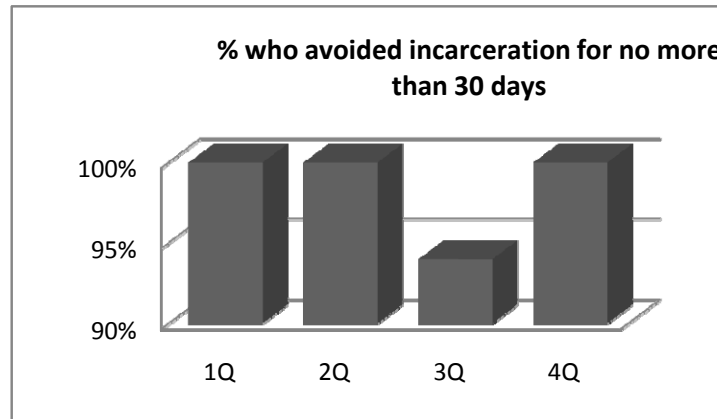
1Q	74%
2Q	80%
3Q	81%
4Q	85%



2009 Performance Outcomes

Percentage of client's served who prevented/avoided incarceration, exceeding consecutive 30 days

1Q	100%
2Q	100%
3Q	94%
4Q	100%



Percentage of client's served who became or maintained being successfully independent with self management of medications

1Q	67%
2Q	72%
3Q	81%
4Q	79%

